

Product data sheet

Miniature connectors



Product description **Push-Pull female cable connector, Contacts: 14, 4.0 - 8.0 mm, shieldable, solder, IP67**

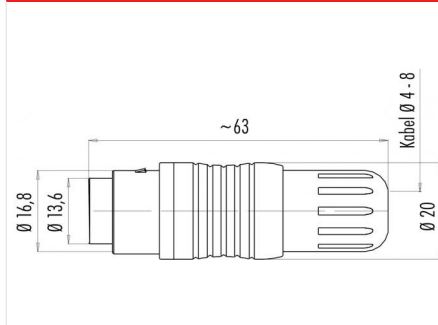
Area **Push-Pull series 440**

Order number **99 4838 00 14**

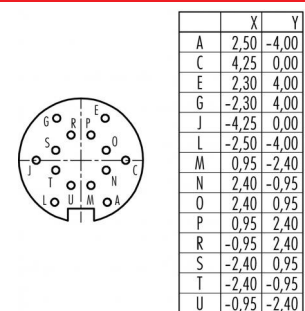
Illustration



Scale drawing



Contact arrangement (Plug-in side)



You can find the component part drawing and assembly instructions on the next page.

Technical data

General values

Connector design	female cable connector
Connector locking system	Push-Pull
Termination	solder
Wire gauge (mm)	max. 0.25 mm ²
Wire gauge (AWG)	max. 24
Cable outlet	4.0 - 8.0 mm
Upper limit temperature	85 °C
Lower limit temperature	- 40 °C
Customs tariff number	85369010
Packaging Unit	50

Electrical values

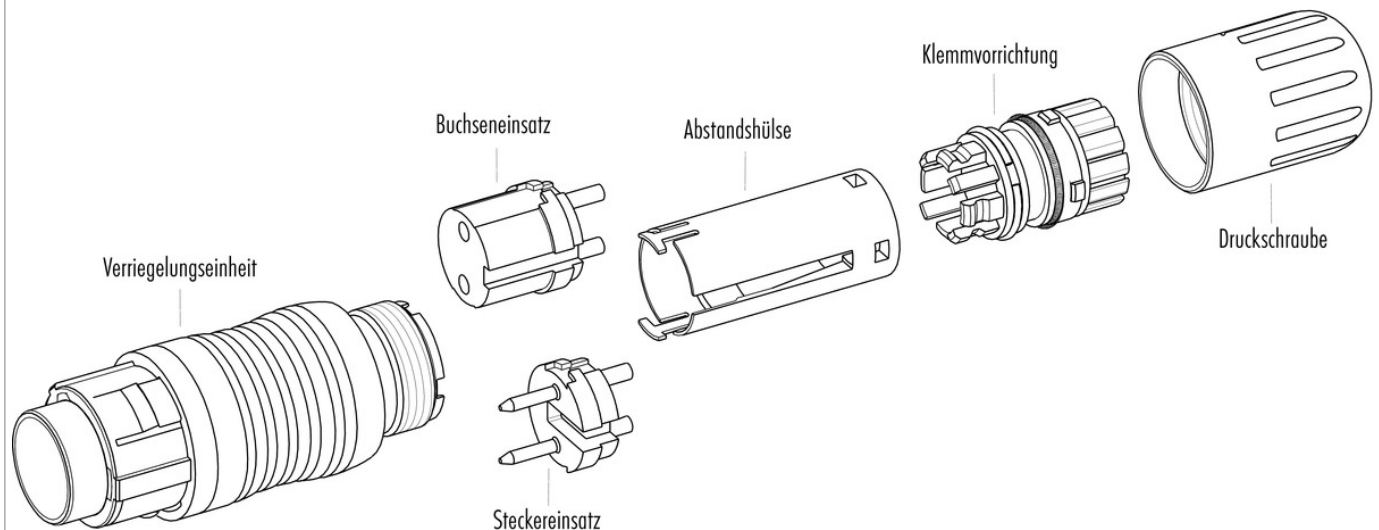
Rated current (40 °C)	3 A
Rated voltage	60 V
Rated impulse voltage	500 V
Pollution degree	1
Overvoltage category	I
Insulating material group	III
Insulation resistance	≥ 10 ¹⁰ Ω
EMC compliance	shieldable
Degree of protection	IP67
Mechanical operation	> 1000 Mating cycles

Material

Contact material	CuSn (bronze)
Contact plating	Au (gold)
Contact body material	PBT (UL94 V-0)
Housing material	PA GF 25
REACH SVHC	CAS 7439-92-1 (Lead)

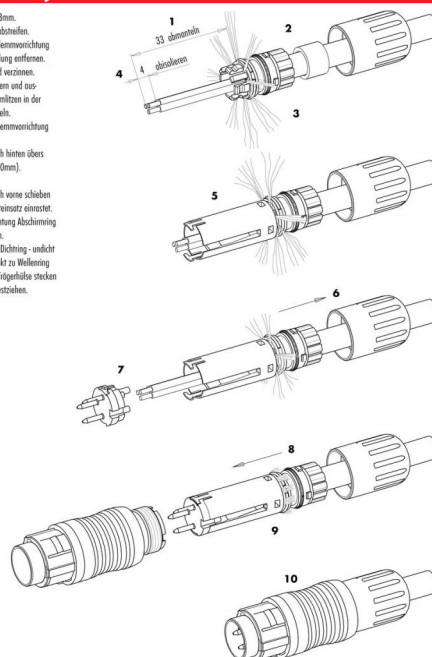
Product description	Push-Pull female cable connector, Contacts: 14, 4.0 - 8.0 mm, shieldable, solder, IP67
Area	Push-Pull series 440
Order number	99 4838 00 14

Component part drawing



Assembly instructions / Panel cut-out

1. Abmonteln auf L = 33mm.
Ummantlung nicht abstreifen.
2. Druckschraube und Klemmvorrichtung aufstecken. Ummantlung entfernen.
3. Litzen abisolieren und verzinnen.
4. Abschirmung aufschneiden und ausklappen. Die Abschirmung in der Krone runden einfräsen.
5. Abstandshülse und Klemmvorrichtung verschieben.
6. Gesteckte Einheit nach hinten über Kabel schieben (ca. 10mm).
7. Einsätze anlöten.
8. Gesteckte Einheit nach vorne schieben bis sie in den Kontaktsitz einrastet.
9. Abschirmkappe in Richtung Abschirmung abstreifen und kürzen.
10. Montierte Einheit in Tügelhülse stecken und Druckschraube festziehen.



Product description	Push-Pull female cable connector, Contacts: 14, 4.0 - 8.0 mm, shieldable, solder, IP67
Area	Push-Pull series 440
Order number	99 4838 00 14

Security notices

The connectors are designed for use in plant, control system and electrical equipment. The end user is responsible for checking whether the connectors are suitable for use in other applications.

Connectors with degree of protection IP 67 and IP 68 are not suitable for use under water. When used outdoors, the connectors must be separately protected against corrosion. For further information about IP degrees of protection refer to 'Technical support' in the Download Centre.